



Leaded Wirewound Resistors, Surface Mount, Cement Coated, High Power



FEATURES

- SMT compatible termination
- All welded construction
- Ideal for pulsing application
- Ceramic core
- Available on tape and reel
- Material categorization: for definitions of compliance please see www.vishay.com/doc?99912



RoHS
COMPLIANT

HALOGEN
FREE
Available

GREEN
(5-2008)
Available

STANDARD ELECTRICAL SPECIFICATIONS						
GLOBAL MODEL	SIZE	POWER RATING $P_{40^\circ\text{C}}$ W	RESISTANCE RANGE ⁽¹⁾ Ω TCR (-10 to -80) ppm/K ⁽²⁾ (CLASS 1)	RESISTANCE RANGE ⁽¹⁾ Ω TCR (100 to 180) ppm/K (CLASS 3)	TOLERANCE \pm %	WEIGHT (typical) g
WSZ6720	6720	1.8 ⁽³⁾	1 to 510	n/a	1	0.6
			0.22 to 510	n/a	2	
			0.10 to 510	24 to 3.3K	5	
			0.10 to 510	1.8 to 3.3K	10	

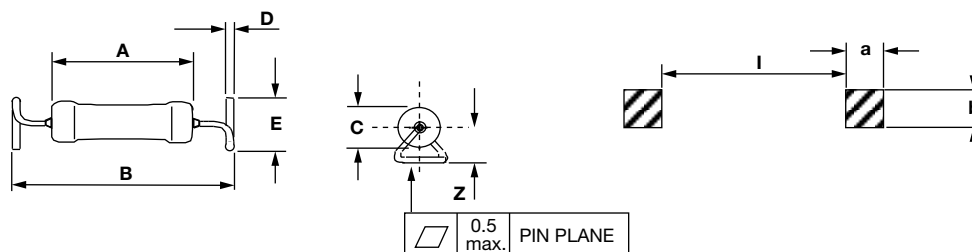
Notes

- (1) Resistance value to be selected for \pm 10 % tolerance from E12 and for \pm 5 % from E24
- (2) $R \leq 1 \Omega \leq 400 \text{ ppm/K}$
- (3) Power rating depends on the maximum temperature at the solder point, solder pad dimensions, the component placement density and the substrate material
- (4) WSZ6720 is not recommended for new designs. Replacement is AC03-WSZ: www.vishay.com/doc?28730

PART NUMBER AND PRODUCT DESCRIPTION					
Part Number: WSZ672011509KBM000					
W	S	Z	6	7	2
0	1	1	5	0	9
K	B	M	0	0	0
MODEL	TCR / MATERIAL	VALUE	TOLERANCE CODE	PACKAGING	SPECIAL
WSZ6720	1 = (-10 to -80) ppm/K WM 50 class 1 3 = (100 to 180) ppm/K WM 110 class 3	3 digit value 1 digit multiplier MULTIPLIER 7 = $*10^{-3}$ 8 = $*10^{-2}$ 9 = $*10^{-1}$ 0 = $*10^0$ 1 = $*10^1$ 2 = $*10^2$ 3 = $*10^3$	F = \pm 1.0 % G = \pm 2.0 % J = \pm 5.0 % K = \pm 10.0 %	BM = lead (Pb)-free, tape / reel	3 digits 000 = standard
Product description: WSZ6720 1 15R 10 % BM					
WSZ6720	1	15 R	10 %	BM	
TYPE / SIZE	TCR / MATERIAL	VALUE	TOLERANCE CODE	PACKAGING	



DIMENSIONS



MODEL	DIMENSIONS in millimeters (inches)					
	A	B	C	D	E	Z
WSZ6720	13.2 max. (0.520 max.)	17 ± 0.5 (0.670)	4.8 max. (0.189 max.)	0.8 max. (0.031 max.)	5 ± 0.5 (0.20 ± 0.02)	3.6 ± 0.5 (0.142 ± 0.02)

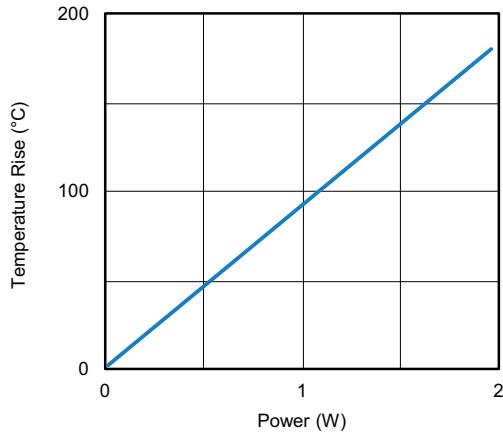
MODEL	SOLDER PAD DIMENSIONS in millimeters (inches)		
	a	b	l
WSZ6720	10.0 (0.394)	10.0 (0.394)	11.5 (0.453)

TECHNICAL SPECIFICATIONS					
Size	6720				
Resistance Range	1 Ω to 510 Ω	0.10 Ω to 510 Ω	0.22 Ω to 510 Ω	24 Ω to 3.3 kΩ	1.8 Ω to 3.3 kΩ
Tolerance	± 1 %	± 5 %, ± 10 %	± 2 %	± 5 %	± 10 %
Temperature Coefficient	-10 ppm/K to -80 ppm/K			100 ppm/K to 180 ppm/K	
Rated Dissipation, P_{40}	1.8 W				
Operating Temperature Range	-55 °C to +250 °C				
Maximum Working Voltage	$\sqrt{P \times R}$				
Terminal Strength	45 N minimum				

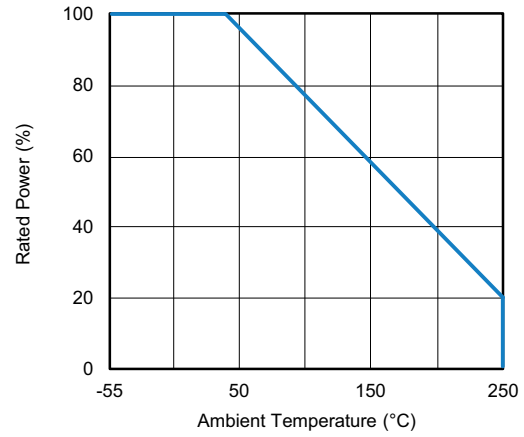
PERFORMANCE		
TEST	CONDITIONS OF TEST	TEST LIMITS ΔR_{max}
Temperature Cycling	-55 °C to +125 °C, 5 cycles, 15 min at each extreme	± (3 % R + 0.05 Ω)
High Temperature Exposure	1000 h at + 250 °C	± (3 % R + 0.05 Ω)
Short Time Overload	5 x rated power for 5 s	± (1 % R + 0.05 Ω)
Shock, Specified Pulse	100 g's for 6 ms, 10 shocks	± (1 % R + 0.05 Ω)
Vibration, High Frequency	Frequency varied 10 Hz to 2000 Hz, 20 g peak, 2 directions 6 h each	± (1 % R + 0.05 Ω)
Load Life	2000 h at rated power, +25 °C, 1.5 h "ON", 0.5 h "OFF"	± (3 % R + 0.05 Ω)
Resistance to Soldering Heat	+260 °C solder, 10 s to 12 s dwell, 25 mm/s emergence	± (1 % R + 0.05 Ω)



TEMPERATURE RISE (1)



DERATING



Note

(1) Measurement based on recommended solder pads

PACKAGING				
MODEL	REEL			
	TAPE WIDTH	DIAMETER	PIECES/REEL	CODE
WSZ6720	24 mm	330 mm	1250	BM



Disclaimer

ALL PRODUCT, PRODUCT SPECIFICATIONS AND DATA ARE SUBJECT TO CHANGE WITHOUT NOTICE TO IMPROVE RELIABILITY, FUNCTION OR DESIGN OR OTHERWISE.

Vishay Intertechnology, Inc., its affiliates, agents, and employees, and all persons acting on its or their behalf (collectively, "Vishay"), disclaim any and all liability for any errors, inaccuracies or incompleteness contained in any datasheet or in any other disclosure relating to any product.

Vishay makes no warranty, representation or guarantee regarding the suitability of the products for any particular purpose or the continuing production of any product. To the maximum extent permitted by applicable law, Vishay disclaims (i) any and all liability arising out of the application or use of any product, (ii) any and all liability, including without limitation special, consequential or incidental damages, and (iii) any and all implied warranties, including warranties of fitness for particular purpose, non-infringement and merchantability.

Statements regarding the suitability of products for certain types of applications are based on Vishay's knowledge of typical requirements that are often placed on Vishay products in generic applications. Such statements are not binding statements about the suitability of products for a particular application. It is the customer's responsibility to validate that a particular product with the properties described in the product specification is suitable for use in a particular application. Parameters provided in datasheets and / or specifications may vary in different applications and performance may vary over time. All operating parameters, including typical parameters, must be validated for each customer application by the customer's technical experts. Product specifications do not expand or otherwise modify Vishay's terms and conditions of purchase, including but not limited to the warranty expressed therein.

Hyperlinks included in this datasheet may direct users to third-party websites. These links are provided as a convenience and for informational purposes only. Inclusion of these hyperlinks does not constitute an endorsement or an approval by Vishay of any of the products, services or opinions of the corporation, organization or individual associated with the third-party website. Vishay disclaims any and all liability and bears no responsibility for the accuracy, legality or content of the third-party website or for that of subsequent links.

Except as expressly indicated in writing, Vishay products are not designed for use in medical, life-saving, or life-sustaining applications or for any other application in which the failure of the Vishay product could result in personal injury or death. Customers using or selling Vishay products not expressly indicated for use in such applications do so at their own risk. Please contact authorized Vishay personnel to obtain written terms and conditions regarding products designed for such applications.

No license, express or implied, by estoppel or otherwise, to any intellectual property rights is granted by this document or by any conduct of Vishay. Product names and markings noted herein may be trademarks of their respective owners.