

# Rotational Absolute Magnetic Encoder Displacement Sensor



## FEATURES

- Hall effect principle
- OTP (one time programmable) or flash technology
- Lightning protection
- Plug and play
- Good magnetic immunity
- Ball bearings
- Stainless steel shaft
- Housing protected
- Material categorization: for definitions of compliance please see [www.vishay.com/doc?99912](http://www.vishay.com/doc?99912)

## LINKS TO ADDITIONAL RESOURCES



## QUICK REFERENCE DATA

Sensor type	ROTATIONAL, magnetic technology
Output type	Cable
Market appliance	Industrial, railway, military airplane actuator
Dimensions	7/8" (22 mm)

## ELECTRICAL SPECIFICATIONS

PARAMETER	
Voltage supply	$\pm 10$ V
Current supply	5 mA max.
Current supply maximum at startup time	15 mA during 50 ms (typical)
Connection	Shielded cable
Useful electrical angle	80°
Absolute accuracy at 18 °C to 25 °C	Refer to curves in charts "Channel 1" and "Channel 2"
Absolute accuracy at -40 °C to +110 °C	Refer to curves in charts "Channel 1" and "Channel 2"
Residual ripple	$\leq 30$ mV
Residual ripple frequency	75 kHz $\pm$ 30 kHz
Response time	1 ms max. (for an angle of 20° in 6 ms $\pm$ 2 ms)
Electrical phasing	0.5 U $\pm$ 0.1 % U
Nominal power at 70 °C	$\leq 0.2$ W
Lightning	DO160d level 4
Coupling (for design 2 functions)	$\leq 14$ mV

## MECHANICAL SPECIFICATIONS

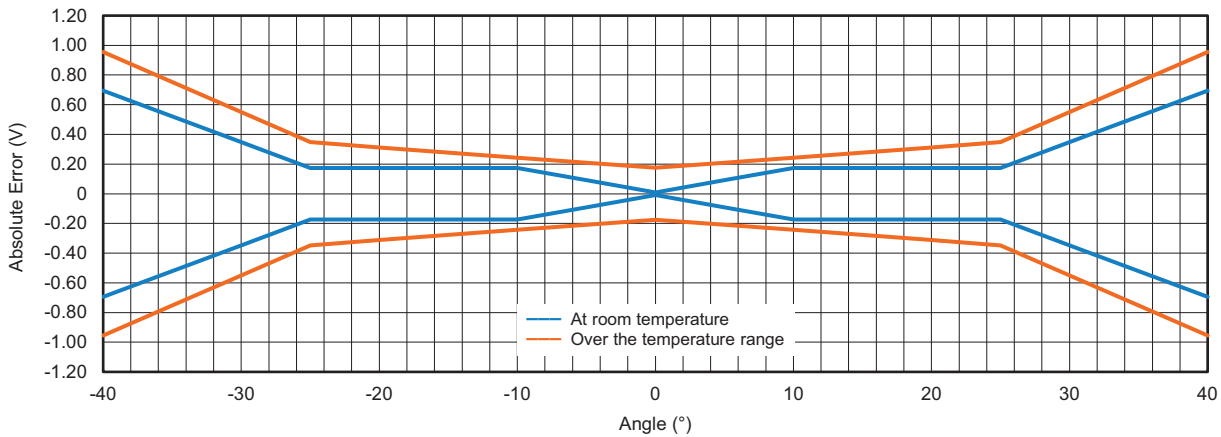
PARAMETER	
Mechanical angle	360°
Hysteresis	$\leq 14$ mV
Running torque	$< 0.2$ N.m
Weight	36 g $\pm$ 4 g (for 1 function); 51 g $\pm$ 5.1 g (for 2 functions)



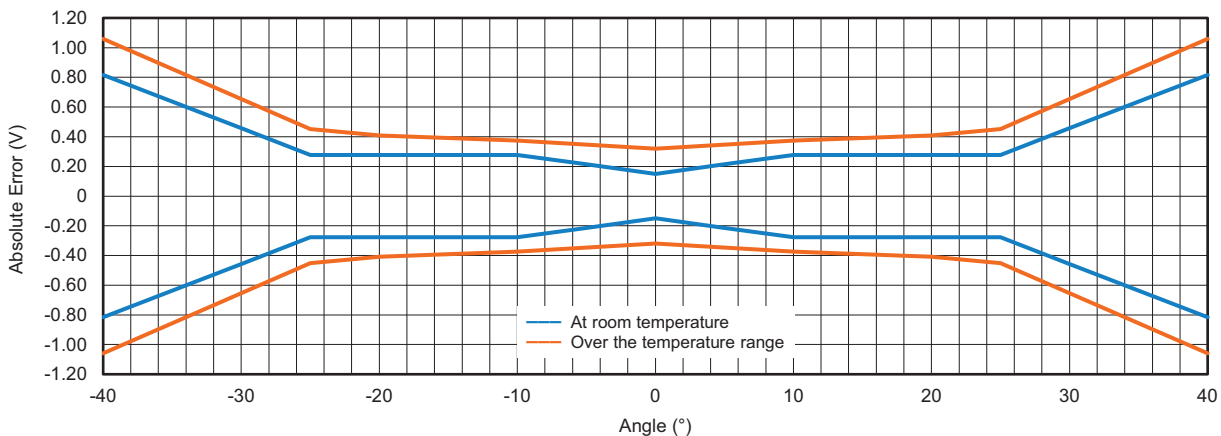
SAP PART NUMBERING GUIDELINES									
TYPE	MODEL	DESIGN	SIZE (mm)	TYPE	FUNCTION	ACCURACY (BITS)	RESOLUTION (BITS)	OUTPUT	PACKAGING
R = rotational	AM	E = encoder with housing	022	M	1 = 1 function 2 = 2 functions	UU	UU	B = analog CCW	B = box

PERFORMANCE	
PARAMETER	
Operating temperature range	-40 °C to +115 °C
Protection class	IP50
Life	50M cycles
Vibration	1.5 mm pic from 10 Hz to 60 Hz, 20 g from 60 Hz to 2000 Hz (free shaft) on 3 major axis
Shock	50 g, 1 ms, 1/2 sinus on the 3 axis

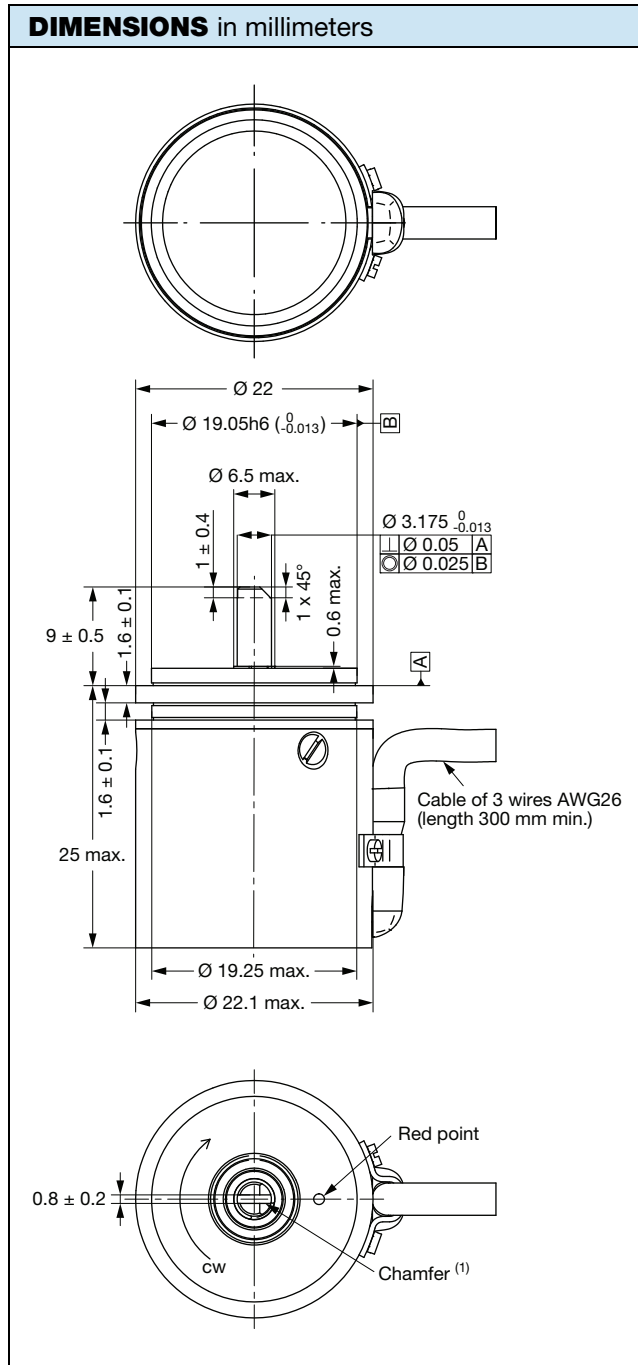
**CHANNEL 1**



**CHANNEL 2**



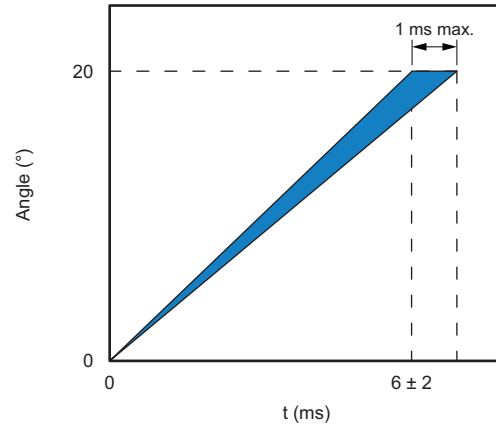
**VARIANT 1: SINGLE FUNCTION**



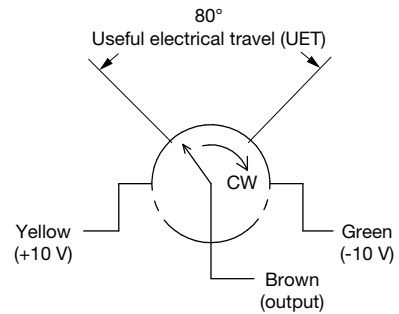
**Note**

<sup>(1)</sup> When the shaft chamfer is aligned with the red point, the position is approximately at electrical zero

**RESPONSE TIME**



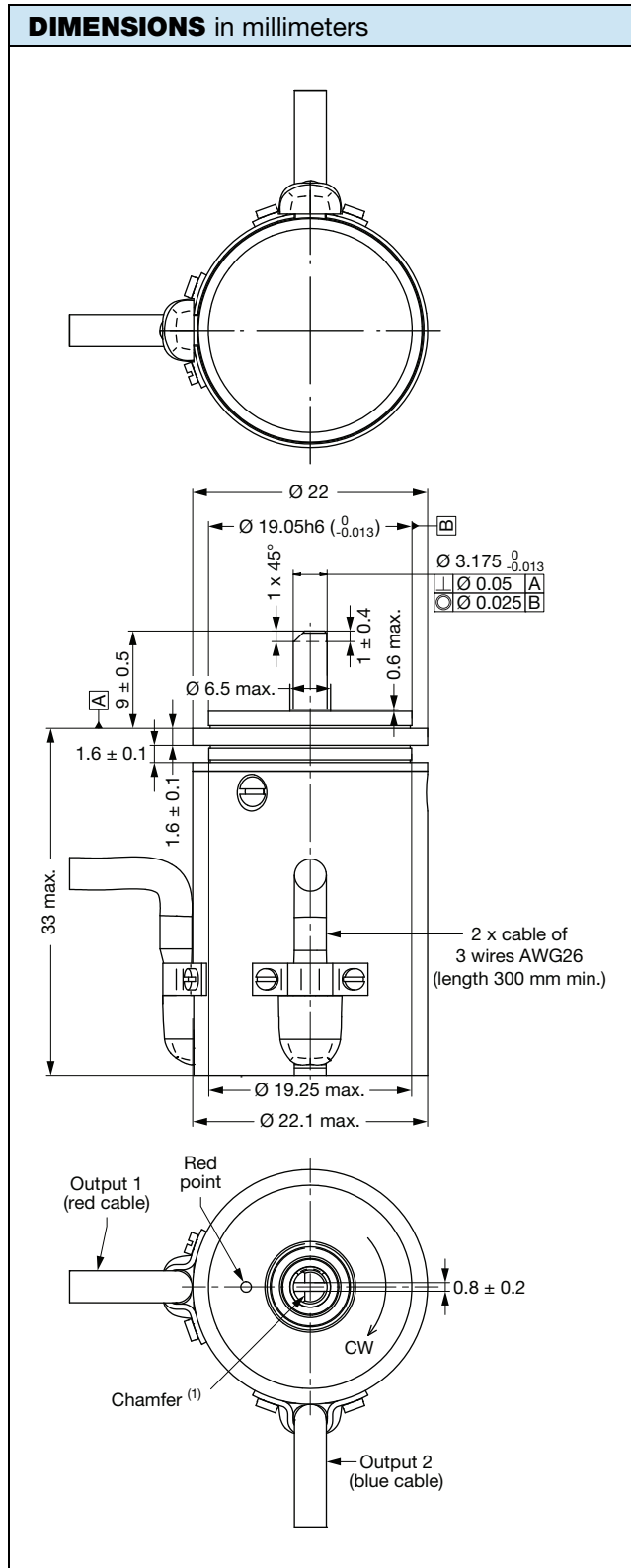
**ELECTRICAL DIAGRAM <sup>(1)</sup>**



**Note**

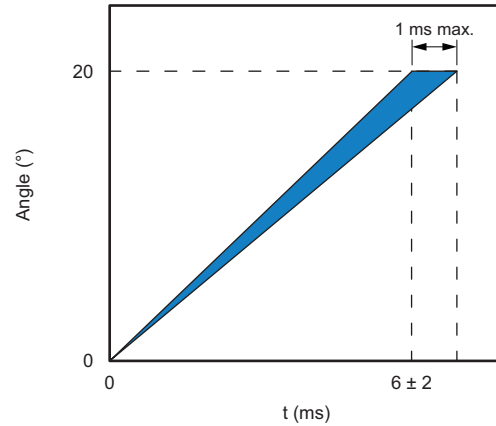
<sup>(1)</sup> Shaft side view, decreasing function when rotation is clockwise (CW)

**VARIANT 2: REDUNDANT FUNCTIONS**

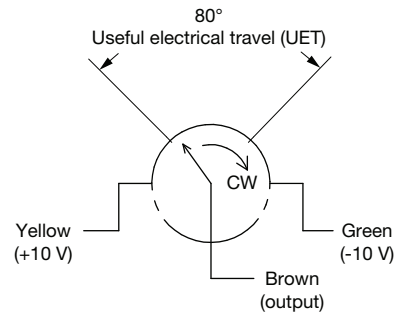


**Note**  
<sup>(1)</sup> When the shaft chamfer is aligned with the red point, the position is approximately at electrical zero

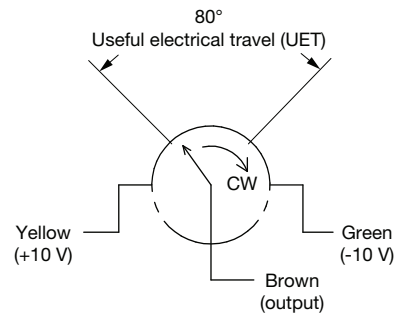
**RESPONSE TIME**



**ELECTRICAL DIAGRAM <sup>(1)</sup>**



**Output 1**



**Output 2**

**Note**

<sup>(1)</sup> Shaft side view, decreasing function when rotation is clockwise (CW)

**OPTIONS** (on request)

- Other accuracy
- Other resolution
- Other mechanical dimensions and mechanical interfaces
- Other electrical interface (for example: SSI, ...)
- Possibility of function redundant



## Disclaimer

ALL PRODUCT, PRODUCT SPECIFICATIONS AND DATA ARE SUBJECT TO CHANGE WITHOUT NOTICE TO IMPROVE RELIABILITY, FUNCTION OR DESIGN OR OTHERWISE.

Vishay Intertechnology, Inc., its affiliates, agents, and employees, and all persons acting on its or their behalf (collectively, "Vishay"), disclaim any and all liability for any errors, inaccuracies or incompleteness contained in any datasheet or in any other disclosure relating to any product.

Vishay makes no warranty, representation or guarantee regarding the suitability of the products for any particular purpose or the continuing production of any product. To the maximum extent permitted by applicable law, Vishay disclaims (i) any and all liability arising out of the application or use of any product, (ii) any and all liability, including without limitation special, consequential or incidental damages, and (iii) any and all implied warranties, including warranties of fitness for particular purpose, non-infringement and merchantability.

Statements regarding the suitability of products for certain types of applications are based on Vishay's knowledge of typical requirements that are often placed on Vishay products in generic applications. Such statements are not binding statements about the suitability of products for a particular application. It is the customer's responsibility to validate that a particular product with the properties described in the product specification is suitable for use in a particular application. Parameters provided in datasheets and / or specifications may vary in different applications and performance may vary over time. All operating parameters, including typical parameters, must be validated for each customer application by the customer's technical experts. Product specifications do not expand or otherwise modify Vishay's terms and conditions of purchase, including but not limited to the warranty expressed therein.

Hyperlinks included in this datasheet may direct users to third-party websites. These links are provided as a convenience and for informational purposes only. Inclusion of these hyperlinks does not constitute an endorsement or an approval by Vishay of any of the products, services or opinions of the corporation, organization or individual associated with the third-party website. Vishay disclaims any and all liability and bears no responsibility for the accuracy, legality or content of the third-party website or for that of subsequent links.

Except as expressly indicated in writing, Vishay products are not designed for use in medical, life-saving, or life-sustaining applications or for any other application in which the failure of the Vishay product could result in personal injury or death. Customers using or selling Vishay products not expressly indicated for use in such applications do so at their own risk. Please contact authorized Vishay personnel to obtain written terms and conditions regarding products designed for such applications.

No license, express or implied, by estoppel or otherwise, to any intellectual property rights is granted by this document or by any conduct of Vishay. Product names and markings noted herein may be trademarks of their respective owners.