



vPolyTan™ Polymer Surface-Mount Chip Capacitors AMS Sample Kit



LINKS TO ADDITIONAL RESOURCES



FEATURES

- Ultra low ESR
- High reliability processing including:
 - 100 % surge current tested
 - Accelerated voltage conditioning
 - Thermal shock
 - Statistical DC leakage screening at elevated temperature and voltage, covered by U.S. patent and worldwide patents pending. PATENT(S): www.vishay.com/patents
- High ripple current capability
- Stable capacitance in operating temperature range
- Better capacitance stability vs frequency
- No wear out effect
- Molded case 7343 EIA size
- Terminations: wraparound (T54), J-leads (T56)
- Material categorization: for definitions of compliance please see www.vishay.com/doc?99912



RoHS*
Available

**HALOGEN
FREE
GREEN
(5-2008)**
Available

Note

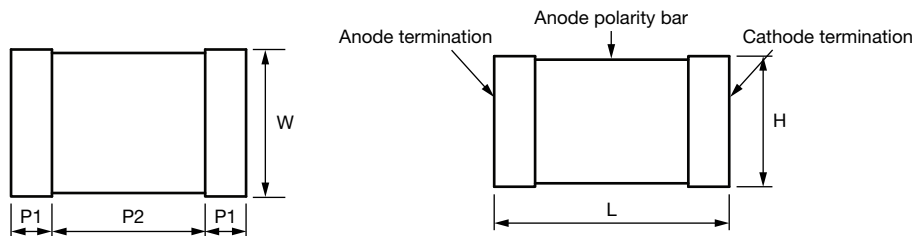
* This datasheet provides information about parts that are RoHS-compliant and / or parts that are non RoHS-compliant. For example, parts with lead (Pb) terminations are not RoHS-compliant. Please see the information / tables in this datasheet for details

APPLICATIONS

- Decoupling, smoothing, filtering
- Switch mode and point of load power supply
- Infrastructure equipment
- Storage and networking

SPECIFICATIONS	
Part number	KIT-POLYTAN-AMS
Capacitor type	Conductive polymer
Capacitor tolerance	± 20 %
Operating temperature range	-55 °C to +125 °C (T54); -55 °C to +105 °C (T56)
Termination finish	Sn / Pb (T54), Ni / Pd / Au (T56)
Moisture sensitivity level	3
Number of capacitors	See Capacitance Value List table

T54 DIMENSIONS in inches [millimeters]



CASE CODE	EIA SIZE	H (MAX.)	L	W	P1	P2 (REF.)
EE	7343-43	0.169 [4.3]	0.287 ± 0.012 [7.3 ± 0.3]	0.169 ± 0.012 [4.3 ± 0.3]	0.051 ± 0.012 [1.3 ± 0.3]	0.191 [4.85]



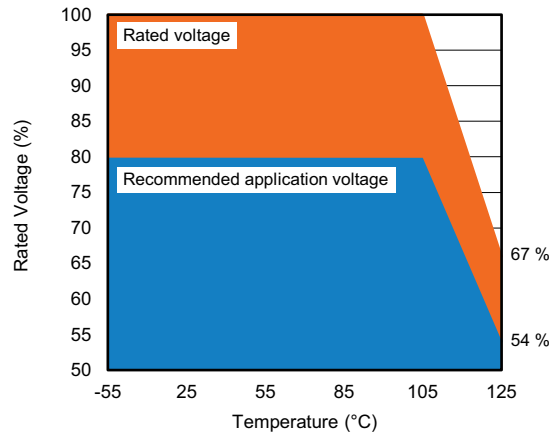
T56 DIMENSIONS in inches [millimeters]						
CASE CODE	EIA SIZE	L	W	H	l	a
D	7343-31	0.287 ± 0.008 [7.3 ± 0.2]	0.169 ± 0.012 [4.3 ± 0.3]	0.110 ± 0.012 [2.8 ± 0.3]	0.051 ± 0.012 [1.3 ± 0.3]	0.094 ± 0.008 [2.4 ± 0.2]

CAPACITANCE VALUE LIST					
PART NUMBER	CAPACITANCE (μF)	VOLTAGE (V)	CASE CODE (SEE DIMENSIONS TABLE)	MAX. ESR AT +25 °C 100 kHz (mΩ)	NUMBER OF CAPACITORS
T54EE337M016EZB025	330	16	EE	25	6
T54EE477M016EZB025	470	16	EE	25	6
T54EE157M030EZB075	150	30	EE	75	6
T54EE476M035EZB070	47	35	EE	70	6
T54EE226M050EZB100	22	50	EE	100	6
T54EE226M063EZB100	22	63	EE	100	6
T54EE226M075EZB100	22	75	EE	100	6
T56D227M010CZB025	220	10	D	25	6
T56D337M010CZB025	330	10	D	25	6
T56D106M035CZB120	10	35	D	120	6
T56D336M025CZB060	33	25	D	60	6
T56D107M025CZB060	100	25	D	60	6

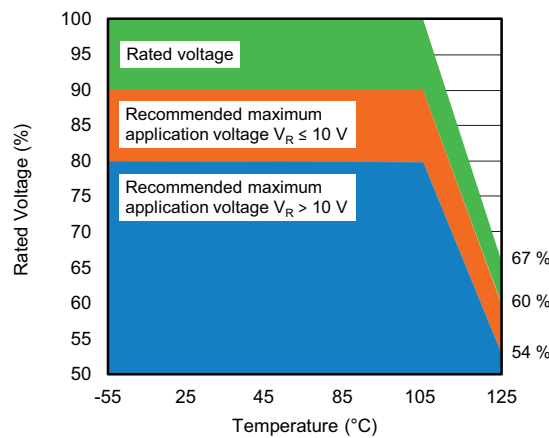
RECOMMENDED VOLTAGE DERATING GUIDELINES	
CAPACITOR VOLTAGE RATING	OPERATING VOLTAGE
10	9.0
16	12.8
25	20
35	28
50	40
63	50
75	60



T54 RECOMMENDED TEMPERATURE DERATING



T56 RECOMMENDED TEMPERATURE DERATING



For PERFORMANCE CHARACTERISTICS tables, please refer to T54 datasheet (www.vishay.com/ppg?40212) and T56 datasheet (www.vishay.com/ppg?40219).